



Middle Atlantic Products

middleatlantic.com

## UD Series Utility Drawers



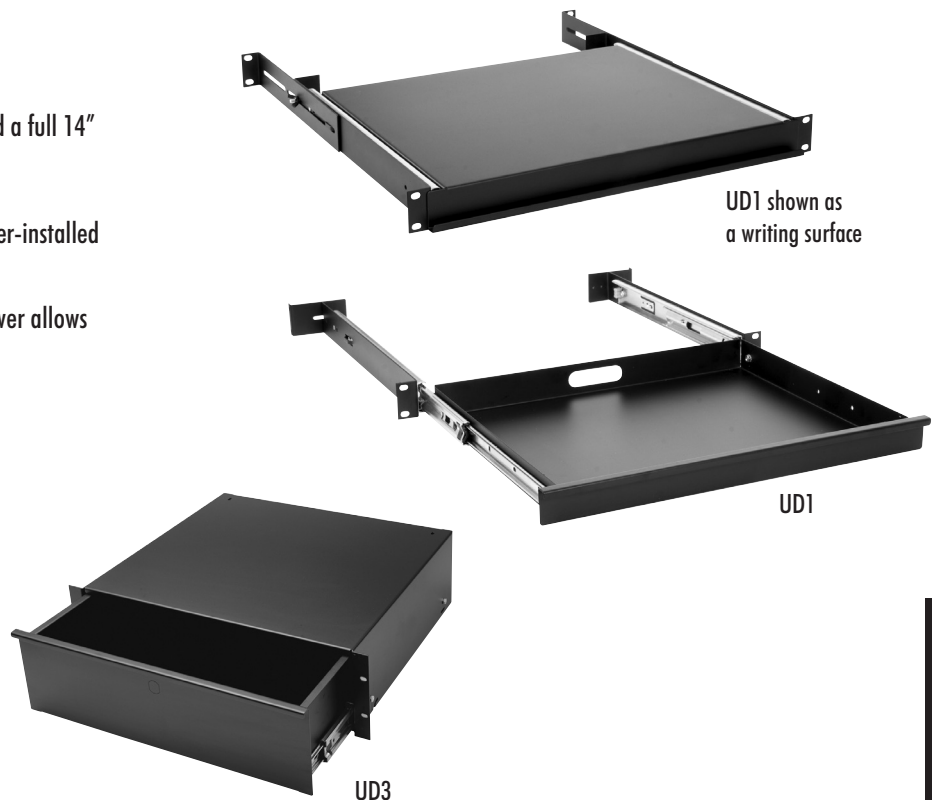
EIA/TIA Compliant



**The UD Series rackmount utility drawers offer an economical storage solution for any enclosure.**

### Features

- Full extension ball bearing slides extend a full 14"
- Durable black powder coat finish
- Keylock and latch option for security, user-installed (2, 3 and 4 space drawers only)
- Cable entry point at the rear of the drawer allows for optimized cable management
- Four sizes available
- UL Listed in the US and Canada



### Architects and Engineers' Specifications

EIA compliant 19" rackmount drawer shall be Middle Atlantic Products model # UD\_ (refer to chart). Drawer shall have useable width of \_\_", a useable surface of \_\_" and occupy \_\_ rackspace (refer to chart). Drawer base shall be \_\_-gauge steel, top and sides shall be \_\_-gauge steel (refer to chart). Drawer faceplate shall be \_\_-gauge steel with a black powder coat finish (refer to chart). Drawer shall extend \_\_" (refer to chart). Drawer shall use full extension, ball bearing slides. UD\_\_ shall have cable entry point at the rear of the drawer. UD\_\_ shall have a knockout on the face of the drawer to accommodate optional user-installed latch and keylock (refer to chart). Drawer shall have mounting hole spacing of \_\_" (refer to chart). Drawer shall be RoHS EU Directive 2002/95/EC compliant. Drawer shall be warranted to be free from defects in materials or workmanship

under normal use and conditions for a period of three years. Drawer shall be UL Listed in the US and Canada.

#### Options

- User installed latch for UD Series drawers shall be Middle Atlantic Products model # LATCH. LATCH shall fit 2, 3 and 4 space drawers.
- User installed keylock for UD Series drawers shall be Middle Atlantic Products model # KYLK. KYLK shall fit 2, 3 and 4 space drawers.
- Additional set of keys for KYLK shall be Middle Atlantic Products model # ACC-KEY.
- No-slip drawer mat for UD Series drawers shall be Middle Atlantic Products model #DM.

customizable specification clips available at [middleatlantic.com](http://middleatlantic.com)

**Exceptional Support & Protection Products™**

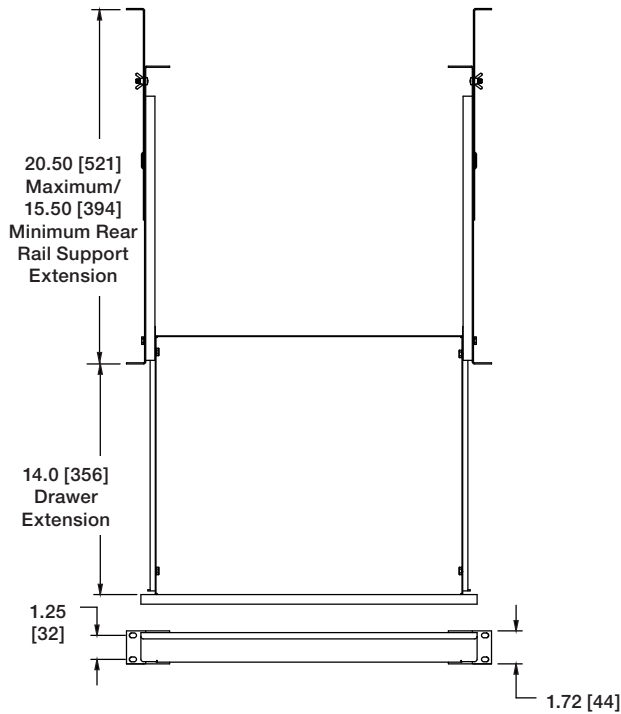
US: New Jersey ■ California ■ Illinois ■ Voice: 973-839-1011 Fax: 973-839-1976 ■ [middleatlantic.com](http://middleatlantic.com)  
Canada: Ontario ■ British Columbia ■ Voice: 613-836-2501 Fax: 613-836-2690 ■ [middleatlantic.ca](http://middleatlantic.ca)

# UD basic dimensions

All dimensions in inches unless otherwise noted [All dimensions in brackets are in millimeters]

## UD1

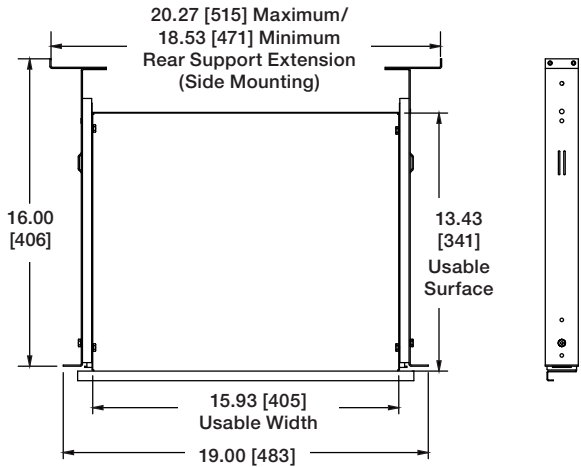
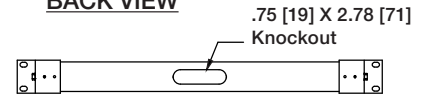
TOP VIEW




SIDE VIEW



BACK VIEW

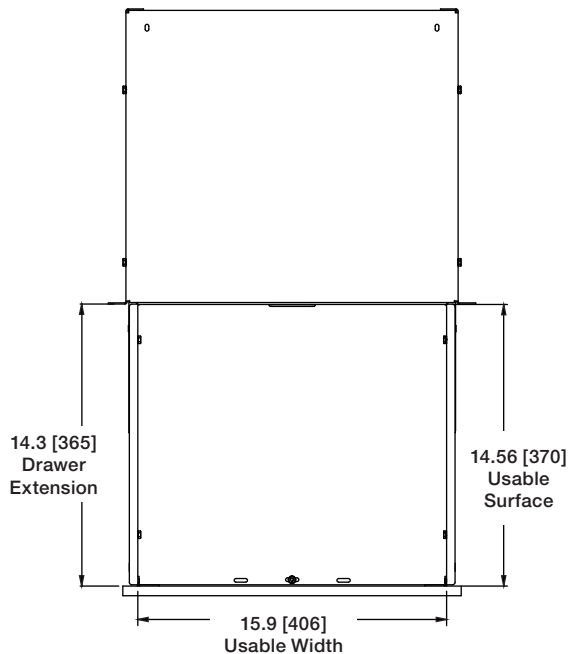


FRONT VIEW

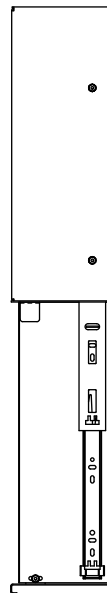


## UD2, UD3, UD4

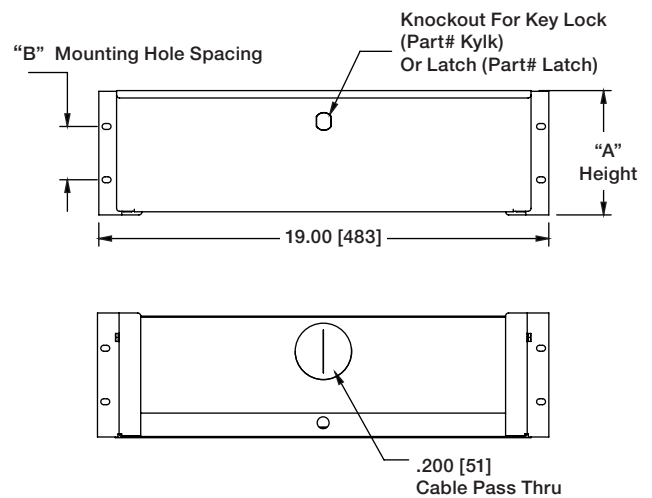
TOP VIEW



SIDE VIEW



FRONT VIEW



Part #	"A" Racking Height	"B" Mounting Hole Spacing	"C" Useable Width	"D" Usable Surface	"E" Drawer Extension	Optional Latch/ Keylock	Steel Gauge Top & Sides	Steel Gauge Bottom	Steel Gauge Front
UD1	1.75" (44) 1 space	1.25 (32)	15.93 (405)	13.43 (341)	14.00 (356)	No	20-gauge	20-gauge	20-gauge
UD2	3.50" (89) 2 space	3.00 (76)	15.97 (406)	14.56 (370)	14.56 (370)	Yes	16-gauge	20-gauge	18-gauge
UD3	5.25" (133) 3 space	2.25 (57)	15.97 (406)	14.56 (370)	14.56 (370)	Yes	16-gauge	20-gauge	18-gauge
UD4	7.00" (178) 4 space	4.00 (102)	15.97 (406)	14.56 (370)	14.56 (370)	Yes	16-gauge	20-gauge	18-gauge

